



Louisiana Office Of Student Financial Assistance
A Program of the Board of Regents

ACT


GUIDE



Table of **CONTENTS**

AM I ELIGIBLE FOR THE WAIVER?.....	2
HOW DO I REGISTER FOR THE ACT?.....	3
WHAT DO I NEED TO BRING?.....	5
HOW SHOULD I PREPARE FOR THE ACT?.....	6
WHAT IMPORTANT FACTS DO I NEED TO KNOW?.....	7
WHEN CAN I TAKE THE ACT?.....	8





Am I Eligible for the

WAIVER?

TO APPLY FOR THE ACT FEE WAIVER PROGRAM, YOU MUST MEET THE FOLLOWING ELIGIBILITY REQUIREMENTS:


- Be currently enrolled in high school in the **11th or 12th grade**.
- Be testing in the United States, US territories, or Puerto Rico.
- Meet **one or more** of the indicators of economic need listed below:
 - Enrolled in a federal free or reduced-price lunch program at school, based on US Department of Agriculture (USDA) income levels.
 - Enrolled in a program for the economically disadvantaged (for example, a federally funded program such as GEAR UP or Upward Bound). Note: If the student participates in a program, but is not economically disadvantaged, they are not eligible for a fee waiver.
 - Resides in a foster home, is a ward of the state, or is homeless.
 - Family receives low-income public assistance or lives in federally subsidized public housing.
 - Family's total annual income is at or below USDA levels for free or reduced-price lunches on the USDA Food and Nutrition Service website.

HOW TO APPLY FOR THE ACT FEE WAIVER:

- 1** Check with your school counselor to see if you are eligible to apply.
- 2** Once your school counselor determines if you are eligible, you can receive up to four fee waivers to take the ACT test for free and you will receive free learning resources.
- 3** When you register for the ACT online or by mail, use your ACT fee waiver code.

[CLICK HERE TO VIEW
FEE WAIVER PROGRAM](#)

[CLICK HERE TO VIEW FEE
REQUIREMENTS AND PROCEDURES](#)



How to Register for the

ACT

YOU WILL NEED ABOUT 30 MINUTES AND...



ADDITIONAL INFORMATION FOR REGISTRATION

• You must submit a photo

To complete your registration, you must provide a recent photo of yourself for identification and test security purposes. This photo will print on your ticket and on the score report that is automatically sent to your high school. ACT will retain the photo for a period of time consistent with active use of test scores and test security purposes, and use as described in the ACT Privacy Policy.

• Accommodations and English Learner (EL) Supports

All requests for accommodations and EL supports, including appeals, must be submitted by the published late registration deadline for your preferred test date through the Test Accessibility and Accommodations (TAA) system.

Temporary arrangements may be available for temporary conditions. Temporary arrangements are available for situations such as a broken arm. Contact ACTAccom@act.org for a request form.

• When You Should Test

Consider choosing a test date at least two months ahead of the application deadlines of all the colleges and scholarship agencies to which you might want to apply.


Scores for the ACT are normally reported within 2–8 weeks after the test date. If you take the ACT with writing, scores will be reported only after all of your scores are available, including writing, normally within 5–8 weeks after the test date.

**CLICK HERE TO SEARCH FOR
AN ACT CENTER NEAR YOU**

**CLICK HERE TO LOOK UP
YOUR HIGH SCHOOL CODE**

**CLICK HERE TO LEARN MORE
ABOUT THE ACT WRITING TEST**

You may need this code when interacting with ACT.



How to Register for the

ACT

MAKE SURE YOUR REGISTRATION IS COMPLETE

The confirmation page will appear after you have entered your payment information. This page will list your confirmation number, admission ticket, and instructions for test day. **Print this page for your records.**



After you have successfully registered, you should see options similar to the example shown below. You can print your admissions ticket at any time prior to the test date by clicking Print Admission Ticket.



Send your scores to colleges and agencies: ?

1. University Of Illinois At Chicago
2. Illinois Institute Of Technology
3. Arizona State University
4. University Of Arizona

Edit Score Recipients



Print your test admission ticket (this page is not it!) Bring your ticket and photo ID on test day.


Print Admission Ticket



Sep. 11 test day!

We will email you when your scores arrive.

See What to Bring



What do I need to

BRING?

1 PRINTED TICKET

Bring a printed copy of your ticket to the test center. **If you have lost your ticket, you can print another through your MyACT account.**

2 PHOTO IDENTIFICATION

Bring acceptable photo identification. You will not be admitted to test if your ID does not meet ACT requirements.

3 MASK

ACT is requiring all examinees to bring and wear masks or cloth face covering to prevent the spread of the coronavirus. You will be prohibited from entering the testing facility without a mask.

4 PENCILS


Bring sharpened No. 2 pencils with good erasers (no mechanical pencils or ink pens).

5 CALCULATOR

Bring a permitted calculator to be used on the mathematics test only.

6 SNACKS

Bring snacks to eat outside the test center on break.




Getting Ready for the **ACT**

FREE ACT TEST PREP RESOURCES

- 1 Free ACT Official Online Practice Test
- 2 Free Practice Test and Study Guide
- 3 Free Online Test Prep and Events in partnership with Kaplan

[CLICK HERE TO VIEW
FREE ACT PREP RESOURCES](#)





Important

FACTS

EARLY PREPARATION IS IMPORTANT

Ninth and tenth grade is a good time to take practice exams or the official ACT if you feel prepared. This can help you get a lot of testing out of the way before your junior year, allow for better planning, and allow you to test multiple times. ACT research shows that 57% of students who took the test more than once increased their ACT Composite score.

ACT
FACT ONE

YOU MUST REGISTER FOR THE ACT AT
WWW.ACT.ORG

ACT
FACT TWO

WAIVERS ARE AVAILABLE FOR YOU.
CHECK WITH COUNSELORS FOR MORE INFO
WWW.ACT.ORG


ACT
FACT THREE

IF YOU ARE APPLYING FOR TOPS,
SEND SCORES WITH **CODE 1595**
TO HELP WITH PROCESSING TIMES

Sources:

ACT (2021, April 2). Taking the ACT Your Junior Year. College Confidential. <https://www.collegeconfidential.com/articles/take-the-act-junior-year>.

Priyam. (n.d.). When Should I Start Studying for the SAT or ACT? IvyWise. <https://www.ivywise.com/ivywise-knowledgebase/resources/article/4-reasons-why-you-need-to-start-your-test-prep>



When can I take the

ACT?

Test Date	Regular Registration Deadline	Late Registration Deadline (Late Fees Apply)	Standby Deadline Photo Upload Deadline
Feb. 12, 2022	Jan. 7, 2022	Jan. 21, 2022	Feb. 4, 2022
April 2, 2022	Feb. 25, 2022	March 11, 2022	March 25, 2022
June 11, 2022	May 6, 2022	May 20, 2022	June 3, 2022
July 16, 2022	June 17, 2022	June 24, 2022	July 8, 2022

CLICK HERE TO REGISTER

TOPS ACT DEADLINE

In order to qualify for **TOPS**, you must achieve a qualifying score **on or before the ACT national test date in April in the academic year you graduate from high school**. If you have not previously achieved a qualifying score, you may qualify after the ACT national test date in April in the academic year you graduate from high school. Beginning with **graduates of 2021**, you may qualify on a test taken after the ACT national test date in April, but **prior to August 1**, by using May, June, and/or July test scores, including scores from a special ACT or SAT, but **your period of eligibility for the award will be reduced by one semester or two quarters**. You can qualify for a higher award using a score achieved after the national ACT test date in April and before August 1.